



KERNEX MICROSYSTEMS (INDIA) LTD.

(AN ISO-9001 : 2008 CERTIFIED COMPANY)

Phone : +91-40-23113192-94
Fax : +91-40-23114187
Email : kernex@kernexmail.in
Website : www.kernex.in



Registered Office :
'THRUSHNA', Plot No. 7,
Software Units Layout, Infocity
Madhapur, Hyderabad - 500 081.
A.P. India.

File No. _____



Date _____

KERNEX MICROSYSTEMS (INDIA) LIMITED
(AN ISO9001:2000 CERTIFIED COMPANY)

THRUSHNA Plot No 7 Software Units Layout, Infocity, Madhapur, Hyderabad- 500081, A.P India Ph +91-40-23113192/94
Fax: +91-40-23113189/91 Email: rajulv@kernex.stph.net/ kernex@kernex.stph.net URL: http://www.kernex.in

Audited Statement of Financial Results for the Year ended 31st March, 2014

PART I	STAND ALONE						CONSOLIDATED	
	Quarter ended			Year ended			Year ended	
	31-Mar-14	31-Dec-13	31-Mar-13	31-Mar-14	31-Mar-13	31-Mar-14	31-Mar-13	
	(Unaudited)			(Audited)			(Audited)	
1	Income from operations:							
	(a) Net Sales/Income from Operations (Net of Excise Duty)	813.61	914.54	920.83	2,982.99	2,823.22	2,982.98	2,823.22
	(b) Other operating income							
	Total Income from operations (net)	813.61	914.54	920.83	2,982.99	2,823.22	2,982.98	2,823.22
2	Expenses:							
	a. Cost of materials consumed	7.40	70.88	146.71	232.71	236.47	232.71	236.47
	b. Purchase of stock-in-trade	167.53	-	142.46	292.23	142.60	292.23	142.60
	c. Changes in inventories of finished goods, work in progress and stock in trade	(107.63)	(14.93)	42.13	(397.77)	28.23	(397.77)	28.23
	d. Employees benefits expense	235.46	244.51	241.32	936.51	781.01	936.51	719.81
	e. Depreciation and amortization expense	99.41	101.62	115.47	403.18	275.96	403.24	276.01
	f. Other expenses	457.44	554.79	270.95	1,746.83	1,121.09	1,748.11	1,184.20
	Total Expenses	859.61	956.87	959.04	3,213.69	2,585.35	3,215.02	2,587.32
3	Profit from Operations before Other Income, Finance costs & Exceptional Items (1-2)							
		(46.01)	(42.33)	(38.21)	(230.71)	237.87	(232.04)	235.90
4	Other Income	18.99	83.79	94.76	329.18	321.04	290.38	294.53
	Profit/(Loss) from ordinary activities before finance costs and exceptional items (3+4)	(27.02)	41.46	56.55	98.47	558.92	58.33	530.43
5	Finance Costs	68.52	76.99	145.89	308.84	384.07	309.01	384.24
	Profit/(Loss) from ordinary activities after finance costs but before exceptional items(5+6)	(95.54)	(35.53)	(89.34)	(210.37)	174.85	(250.68)	146.19
7	Exceptional Items							
	Profit (+)/ Loss (-) from Ordinary Activities before tax (7+8)	(95.54)	(35.53)	(89.34)	(210.37)	174.85	(250.68)	146.19
9	Tax expense	(39.93)	-	55.17	(39.93)	110.17	(39.93)	110.17
	Net Profit (+)/Loss(-) from Ordinary Activities after tax (9-10)	(55.61)	(35.53)	(144.51)	(170.44)	64.68	(210.75)	36.02
12	Extraordinary Item (net of tax expense Rs.lakhs)	-						
	Net Profit (+)/Loss(-) for the period (11-12)	(55.61)	(35.53)	(144.51)	(170.44)	64.68	(210.75)	36.02
14	Share of profit/(Loss) of associates	-						
15	Minority Interest	-						
	Net profit/(Loss) after taxes, minority interest and share of profit/(Loss) of Associates (13-14-15)	(55.61)	(35.53)	(144.51)	(170.44)	64.68	(210.75)	36.02
17	Paid-up equity share capital (Face value of share to be indicated)	1,249.97	1,249.97	1,249.97	1,249.97	1,249.97	1,249.97	1,249.97
18	Reserve excluding Revaluation Reserves as per balance sheet of previous accounting year	11,651.14			11,651.14	11,761.08	11,454.17	11,578.82
19.i	Earnings Per Share (before extra ordinary items)	(0.44)	(0.28)	(1.16)	(1.36)	0.52	(1.69)	0.29
19.ii	Earnings Per Share (after extra ordinary items)	(0.44)	(0.28)	(1.16)	(1.36)	0.52	(1.69)	0.29
	Earnings Per Share (after extra ordinary items)	(0.44)	(0.28)	(1.16)	(1.36)	0.52	(1.69)	0.29

S.No	Particulars	31-Mar-14	31/12/2013	31-Mar-13	31-Mar-14	31-Mar-13	31-Mar-14	31-Mar-13
		(Unaudited)	(Unaudited)	(Unaudited)	(Audited)	(Audited)	(Audited)	(Audited)
Part II								
A.	PARTICULARS OF SHAREHOLDING:							
1	Public shareholding							
	- Number of shares	7,729,832	7,729,832	7,859,340	7,729,832	7,859,340	7,729,832	7,859,340
	- Percentage of shareholding	62.84	62.84	62.88	62.84	62.88	62.84	62.88
2	Promoters and Promoter group Shareholding**							
	a) Pledged/Encumbered							
	-Number of Shares	225,000	225000	225,000	225,000	225,000	225,000	225,000
	-Percentage of Shares(as a % of the total shareholding of Promoter and Promoter group)	4.72	4.72	4.84	4.72	4.84	4.72	4.84
	-Percentage of Shares(as a % of the total sharecapital of the Company)	1.80	1.80	1.80	1.80	1.80	1.80	1.80
	b) Non-encumbered							
	-Number of Shares	4,544,823	4,544,823	4,415,315	4,544,823	4,415,315	4,544,823	4,415,315
	-Percentage of Shares(as a % of the total shareholding of Promoter and Promoter group)	95.28	95.28	95.16	95.28	95.16	95.28	95.16
	-Percentage of Shares(as a % of the total sharecapital of the Company)	98.20	98.20	98.20	98.20	98.20	98.20	98.20
	Particulars	3 months ended (dd/mm/yyyy)						
B.	INVESTOR COMPLAINTS:							
	Pending at the beginning of the quarter	NIL						
	Received during the quarter	NIL						
	Disposed during the Quarter	NIL						
	Remaining unresolved at the end of Quarter	NIL						


[Handwritten Signature]



Kernex Microsystems (India) Ltd
Clause 41 of the Listing Agreement for companies (Other than Banks)
Statement of Assets and Liabilities

(₹ in lakhs)

SI No	Particulars	STAND ALONE		CONSOLIDATED	
		As at 31st March ,2014	As at 31st March,2013	As at 31st March ,2014	As at 31st March,2013
		Audited		Audited	
A.	EQUITY AND LIABILITIES				
1	Shareholders Funds				
	a) Share Capital	1,249.97	1,249.97	1,249.97	1,249.97
	b) Reserves and Surplus	11,651.14	11,761.08	11,454.17	11,578.82
	c) Money received against share warrants		-		
	Sub-total - Shareholders Funds	12,901.10	13,011.04	12,704.13	12,828.78
2	Share Application Money pending allotment		-		
3	Minority Interest		-		
4	Non-current liabilities				
	a) Long term borrowings		-	572.10	
	b) Deferred tax liabilities (Net)		33.79		33.79
	c) Other long term liabilities		-		
	d) Long-term provisions		-		
	Sub-total-non current liabilities	-	33.79	572.10	33.79
5	Current Liabilities				
	a) Short term borrowings	2,078.79	1,634.92	2,078.79	1,634.92
	b) Trade Payables	1,233.93	836.60	1,236.68	839.51
	c) Other current liabilities	779.47	683.21	779.47	683.21
	d) Short term provisions	21.91	78.14	21.91	78.14
	Sub-total -Current Liabilities	4,114.10	3,232.88	4,116.84	3,235.78
	TOTAL -EQUITY AND LIABILITIES	17,015.20	16,277.71	17,393.08	16,098.36
	B ASSETS:				
1	Non - Current Assets				
	a) Fixed Assets	6,736.69	7,022.15	6,736.69	7,022.15
	b)Goodwill on consolidation		-	-	-
	c) Non-current investments	118.31	118.31		
	d) Deferred Tax Assets (net)	6.14	-	6.14	
	e)Long- term loans and advances	1,019.41	1,249.59	660.47	979.59
	f) Other non current assets				
	Sub - total - non current assets	7,880.55	8,390.05	7,403.29	8,001.74
2	Current Assets				
	a) Current Investments				
	b)Inventories	2,147.64	1,570.19	2,147.64	1,570.19
	c) Trade Receivables	5,507.18	4,677.23	5,507.18	4,677.23
	d) Cash and cash equivalents	674.06	839.55	1,320.26	839.58
	e) Short term loans and advances	680.49	726.03	680.49	726.03
	f) Other current assets	125.29	74.66	334.22	283.58
	Sub-total - Current Assets	9,134.65	7,887.66	9,989.78	8,096.62
	TOTAL ASSETS	17,015.20	16,277.71	17,393.08	16,098.36




Notes:

1. The above audited financial results were reviewed by the Audit Committee and taken on record by the Board of Directors in their meeting held on 24.05.2014.
2. Number of Investor complaints left unresolved at the beginning of the quarter Nil, received during the quarter- 0 Disposed off during the quarter- 0 and pending - Nil.
3. The Company operates in one reportable segment i.e. Safety systems for railways hence segment reporting as per AS-17 is not applicable.
4. Figures for the quarter ended March 31, 2014 and March 31,2013 are balancing figure between audited figures in respect of the full financial year and published year to date figures up to the third quarter of the relevant financial year.
5. Figures for the previous Periods have been regrouped/rearranged, wherever considered necessary.

**By order of the Board of Directors
FOR KERNEX MICROSYSTEMS (INDIA) LTD.,**

**COL.L.V.RAJU (RETD),
MANAGING DIRECTOR**



**Place: Hyderabad
Date: 24.05.2014**